

Application Instructions CSU PREPP (UCI PREPP)

Program Description

The Pre-Professor Program (PREPP) is designed to support the University of California, Irvine (UCI) doctoral students' and postdoctoral scholars' transition to a faculty position by engaging them in a semester-long program at a California State University (CSU) campus. In addition, PREPP is a blueprint to support CSU's efforts to foster a pipeline for prospective new faculty. The goal of PREPP is to immerse participants in the life of a faculty member at a comprehensive master's granting institution. PREPP fellows will have individual mentorship from an experienced Faculty Mentor in three broad categories: Instruction, Understanding the Campus Culture, and Service.

We accept applications from candidates with expertise in any discipline/department represented at CSU. Visit the CSU website to determine if your area of study is represented at a CSU (<https://www.calstate.edu/attend/degrees-certificates-credentials/Pages/search-degrees.aspx>). Applicants from underrepresented groups and those who are champions of diversity are encouraged to apply.

Application Instructions

Please prepare the following documents:

1. Curriculum Vitae
2. Personal Statement (*500 words or less*) which focuses on the following prompts:
 1. Tell us about yourself.
 2. Why are you applying for this program? What do you hope to gain from the experience?
 3. Where do you see yourself in 5 years?
3. Teaching Interest / Experience Statement. Your Statement might include responses to the following prompts (*500 words or less*)
 1. What teaching experience have you had? Describe your strengths and weaknesses as an instructor.
 2. What do you want to learn about teaching and instructionally related activities?
 3. What do you think teaching diverse undergraduate students might look like?
 4. What do you think would be the most effective approach to teaching diverse undergraduate students?
 5. Describe a particularly memorable teaching/learning episode
4. You must have your dissertation/research mentor or advisor complete a support form. You can download the form from the UCI website under UCI Mentor Support Form [UCI CSU PREPP Program Website](#). The form must be sent by your mentor directly to azavala@calstate.edu.

Once you have completed the documents, you must apply via the California State University InfoReady website. **Check the [UCI CSU PREPP Program Website](#) for the application website for the semester you are applying.**

On the next page, you will see instructions on creating an account with CSU and the steps for applying and uploading your documents.

CSU account creation and application access

1. Visit the CSUU InfoReady site for the semester you are applying. **Check the [UCI CSU PREPP Program Website](#) for the application website.**
2. You will be asked to log in. If this is your first time, you must register (click on that button).

The screenshot displays the CSU InfoReady website interface. At the top, the CSU logo and 'The California State University' text are on the left, and 'Log In | Help' is on the right. A red navigation bar contains 'HOME' and 'CALENDAR'. The main content area is divided into two columns. The left column features two login sections: 'Login for CSU Users' with a 'CSU User WebLogin' button, and 'Login for Registered Users' with input fields for 'Email Address' and 'Password', a 'Log In' button, and a 'Register >' button circled in red. The right column is titled 'Supporting Documents and Help Desk' and contains text about supporting documents and a link to 'InfoReady Support'. The footer is a red bar with 'CSU' on the left, contact information for the Office of the Chancellor in the middle, a referral program link on the right, and the 'infoReady Accessibility' logo on the far right.

REGISTER


Provide your first name, last name, email address and enter a password to create an account.

First Name:

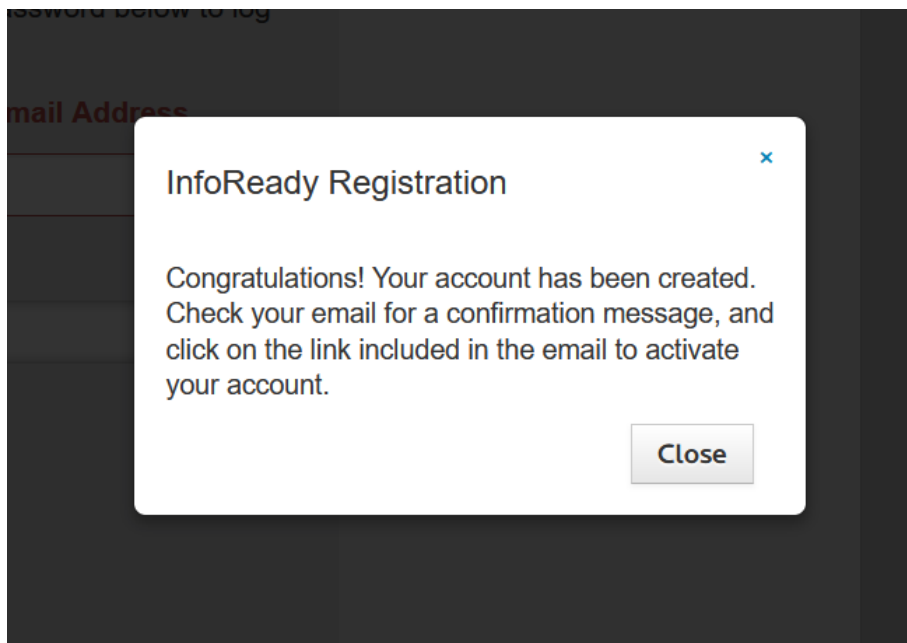
Last Name:

Email Address:

Password:

I'm not a robot  reCAPTCHA
Privacy - Terms

3. You will see the above window. Please enter your name and your UCI email address or Personal Email (remember this email because you will need it to log back in) and press "Create Account."



4. You will then get this message. Check your email to confirm your account.



Hello,

Someone using this email address created an account for CSU Chancellor Office's InfoReady site.

If you created the account, please click the Confirm Account button to complete the account creation process.

If you have received this email in error, you can safely ignore it, and no account will be created using your email address.

[Confirm Account](#)

If the link above does not work, try copying the following URL into your browser:
<https://calstate.infoready4.com/CompetitionSpace/#processInvitation/8f6ea8b0-89d9-444f-8ec1-c4129f20cf15>

- Once you confirm, you will be returned to the Chancellor's site and see all the opportunities available – Please click on the application opportunity for UCI PREPP “**CSU PREPP Application (UC Irvine applicants only)...**”. Note that the semester and year represent the semester you are applying to be part of the program. Thus, it will be different after Fall 2024.

Title	Due Date	Category	Cycle
		All	All
CDIP CSU PREPP Travel Grant		Application	Academic Cycle 2023-24
CDIP Dissertation Fellowship 2024-2025	03/15/2024	Application	Academic Cycle 2024-2025
CDIP Final Expense Report		Application	None
CSU PREPP Application (CDIP Fellows Only) - Spring 2024	02/26/2024	Application	Academic Cycle 2023-24
CSU PREPP Application (UC Irvine applicants only) - Fall 2024	03/22/2024	Application	Academic Cycle 2023-24
NCFDD Membership	12/31/2026	Application	Academic Cycle 2023-24
Residence Appeal 2023 - 2024	07/31/2024	Application	Academic Cycle 2023-24
2024 Alumni Student Connections One-Time Funding Opportunity	03/11/2024	Awards	2023-2024

6. At this point, you will see the description and details (you may be required to log in again using the newly created account). Click “Apply” at the bottom when you are ready.

Hello, Arturo | Sign Out | Help

CSU The California State University

HOME CREATE MANAGE REVIEWS REFERENCE LETTERS APPLICATIONS PROGRESS REPORTS CALENDAR MESSAGES REPORTS

PDF

CSU PREPP Application (UC Irvine applicants only) - Fall 2024

Details Apply

CSU PREPP Application (UC Irvine applicants only) - Fall 2024

▼ Dates


Internal Submission Deadline: Friday, March 22, 2024
ADD TO CALENDAR

▼ Details

Administrator(s): Art Zavala (Owner)
Category: Application
Cycle: Academic Cycle 2023-24
Number of Applications Allowed Per Applicant: 1
Supporting Documents: Dissertation/Research Mentor Support Form

▼ Description

Fall 2024 Application Cycle - UC Irvine Applicants ONLY
Deadline is March 22, 2024
CSU PRE-Professor Program (PREPP)



What is PREPP?

The PRE-Professor Program (PREPP) supports UCI doctoral students and postdocs transition to faculty positions by engaging them in a semester-long program at a California State University (CSU) campus. The program is held virtually through Zoom. PREPP aims to immerse participants in the life of a faculty member. PREPP Fellows are partnered with a CSU Faculty Mentor who oversees the project. Fellows will learn what faculty life is like at a comprehensive master's granting institution. Doctoral studies and postdoctoral positions prepare individuals for research and scholarship, while this program focuses on instructionally related activities and service activities associated with faculty positions. In addition, fellows meet with department chairs and other faculty members within their discipline(s) to get their perspective on faculty life, gain teaching experience, learn about how research is conducted in the CSU, learn about tenure and promotion requirements, and how to write teaching/diversity statements for applications to faculty positions. Overall, PREPP fellows will have individual mentorship from an experienced Faculty Mentor in three broad categories: Instruction, Understanding the Campus Culture, and Service.

Instructional Activities

Instructional activities are a broad topic that encompasses teaching and mentoring. These activities include planning for instruction, planning and teaching lessons, and mentoring students (teaching in small groups or one-on-one).

Campus Culture of a Comprehensive Master's University & Service

Fellows will learn how a campus runs and the role of a faculty member within the structure of a comprehensive university. First and foremost, Fellows need to learn about department life within their field(s). How does a department run, what is expected of new faculty, and in what role(s) do junior faculty engage? Fellows learn about what resources and support are there for research. These questions will be answered by participating in a variety of tasks and discussions. Campus service expectations are also discussed.

Typical Program Activities/Assignments

I = Instruction, M = Mentoring, C = Campus Culture, S = Service, JR = Job Readiness

- Develop a Syllabus (I)
- Prepare and teach two class sessions in a course within your field (ideally one lower division and one upper division) (I)
- Observations of teaching with debriefing (I)
- Identify instructional support services on campus (I)
- Curriculum Committee (I, C, S)
- Attend a department meeting (C)
- Meet with Department Chair (C)
- Tenure/Retention Expectations (C)
- Understanding Shared Governance (S, C)
- Components of a good cover letter (JR, C)
- Inclusive Excellence Statement/Teaching Philosophy Statement (JR, C)
- Attend a lab meeting (M)
- Attend a mentoring meeting between faculty and student (M)

Program Benefits

- UCI students or postdocs that successfully complete PREPP will be awarded **\$1,000 for completing the program**.
- PREPP Fellows also have the opportunity to visit the campus and get support up to **\$750 in travel reimbursement** from UCI (must apply before visiting campus).

Application Instructions

Please prepare the following documents:

1. Curriculum Vitae
2. Personal Statement (500 words or less) which focuses on the following prompts:
 1. Tell us about yourself!
 2. Why are you applying for this program? What do you hope to gain from the experience?
 3. Where do you see yourself in 5 years?
3. Teaching Interest/Experience Statement. Your statement might include responses to the following prompts (500 words or less)
 1. What teaching experience have you had? Describe your strengths and weaknesses as an instructor.
 2. What do you want to learn about teaching and instructionally related activities?
 3. What do you think teaching diverse undergraduate students might look like?
 4. What do you think would be the most effective approaches to teaching diverse undergraduate student?
 5. Describe a particularly memorable teaching/learning episode.
4. Dissertation/Research Mentor Support Form - download the form under supporting documents and have your mentor email the form directly to azavala@calstate.edu

Once you have prepared these documents, please proceed and apply.

Apply

7. You may be asked to log in again.

Login for Registered Users

If you are a returning registered user outside of the CSU system, enter your email address and password below to log in.

Email Address:

Password:

[Forgot your password?](#)

Remember Me

Log In

Don't have an account, and [?](#) not a CSU system user?
Try registering for an account.

Register >

8. Once you log in, you will see the application (there are seven pages to fill out for a complete application).

CSU The California State University Hello, Arturo | [Sign Out](#) | [Help](#)

[HOME](#) [APPLICATIONS](#) [PROGRESS REPORTS](#) [CALENDAR](#)

CSU PREPP Application (UC Irvine applicants only) - Spring 2024 [PDF](#) [?](#)

Details **Application**

Complete and submit the application below. The personal details will be populated with information from your user profile where possible. Your entries are automatically saved while working within this site. Should you need to navigate away from the site or close your browser before completing the application, please click 'Save as Draft' below. You will be able to find and resume your application by clicking 'Applications' in the top navigation.

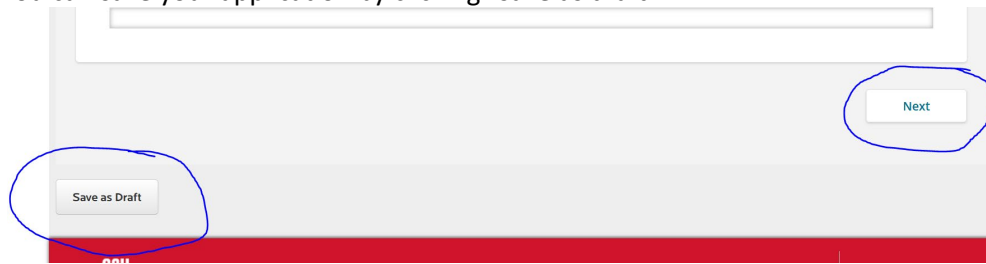
Answered 2/38 fields

Personal Information

First Name * <input type="text" value="Arturo"/>	Last Name * <input type="text" value="Zavala"/>
--	---

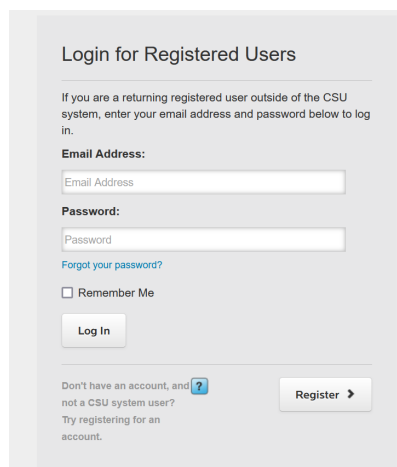
Additional Email Addresses for Notifications
Add email addresses below for individuals who should receive notifications for your application. Individuals you identify will receive all notifications you receive.

9. You can save your application by clicking “save as draft.”

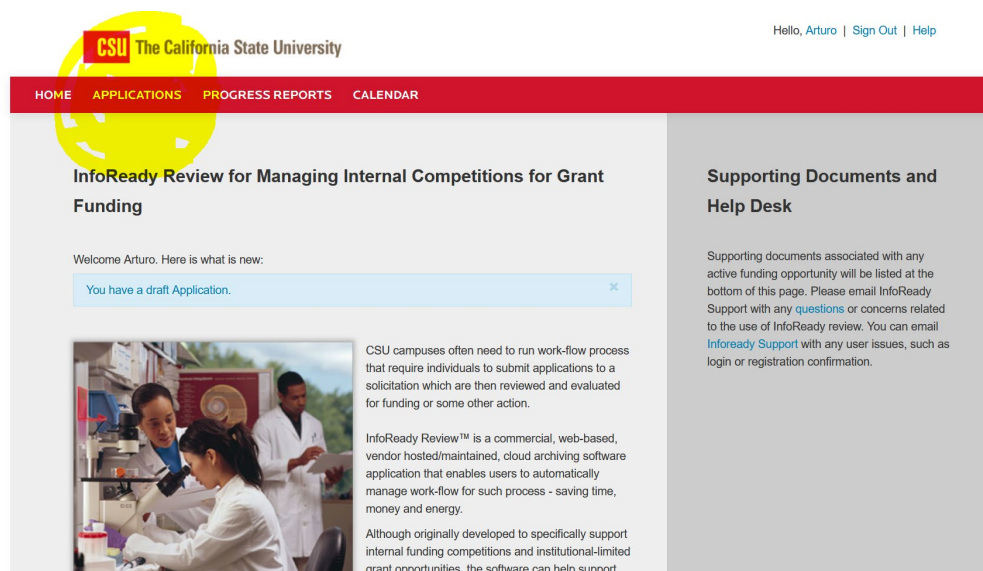


10. Whenever you want to return to your application, go to the InfoReady website. **Check the [UCI CSU PREPP Program Website](#) for the application website.**

11. Log in with the email and password you created.



12. After you log in, go to the “Applications” tab to find your application.



- You can click on your application “the name you gave it (e.g., Arturo Zavala Fall 2024)” and continue to fill out the application.

Hello, Arturo | [Sign Out](#) | [Help](#)


CSU The California State University

HOME CREATE MANAGE REVIEWS REFERENCE LETTERS APPLICATIONS PROGRESS REPORTS CALENDAR MESSAGES REPORTS


Your Applications

All of your applications are listed below. The search, sort and filtering options allow you to organize your applications as desired. Click the application title to access your draft or submission, details about the opportunity, and any applicable Progress Reports.

Show entries Search:

Application Title	Competition Title	Status	Due Date	Organizer	Cycle	Actions
Arturo Zavala Fall 2024	CSU PREPP Application (UC Irvine applicants only) - Fall 2024	Draft	03/22/2024		Academic Cycle 2023-24	

Showing 1 to 1 of 1 entries Previous Next

CSU [QUESTIONS? Email us](#) Office of the Chancellor
401 Golden Shore, Sixth Floor
Long Beach, CA 90802 Know someone who would love using InfoReady Review? [Make a referral](#) and earn a product renewal discount for your organization! 

- You will then be able to continue your application. You can save it as a draft and return to it (see step 10).

- Once you have completed the application, click on submit.