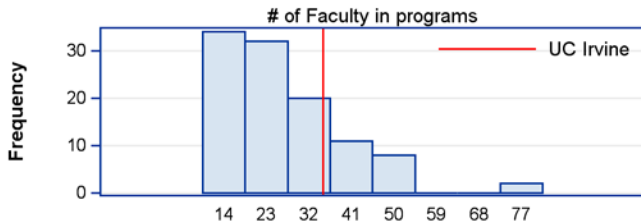


## 2012 Academic Analytics Faculty Scholarly Productivity Measures for UC Irvine's Economics Program

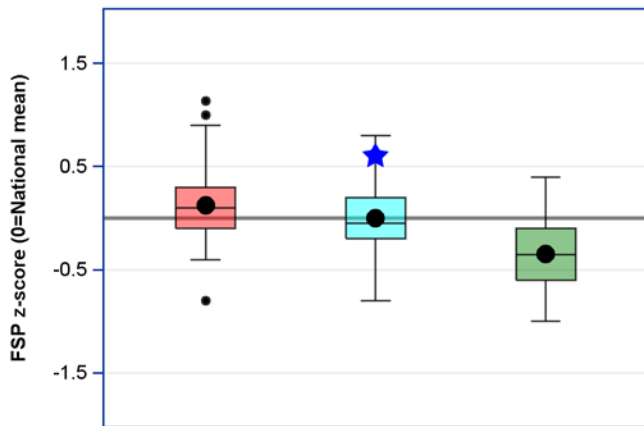
### Overview

The UC Irvine Economics program faculty are being contrasted with faculty from 106 other universities with similar doctoral programs as collected by Academic Analytics and classified in their comparable taxonomies (Economics, General). There were 35 UC Irvine faculty included in the analysis by Academic Analytics.



To the right, the blue star and the number at its end represents the national percentile ranking of UC Irvine's Economics faculty on various scholarly activities. The span of the red bar represents the 25th to 75th percentile ranks of 57 member institutions in the Association of American Universities (AAU) which offer similar doctoral programs. AAU members are the leading research universities in the nation. The black dot on the bar represents the average AAU rank and the vertical black line in the box the 50th percentile. The light blue box represents similar score ranges, but only for those AAU members that are public universities (n=34).

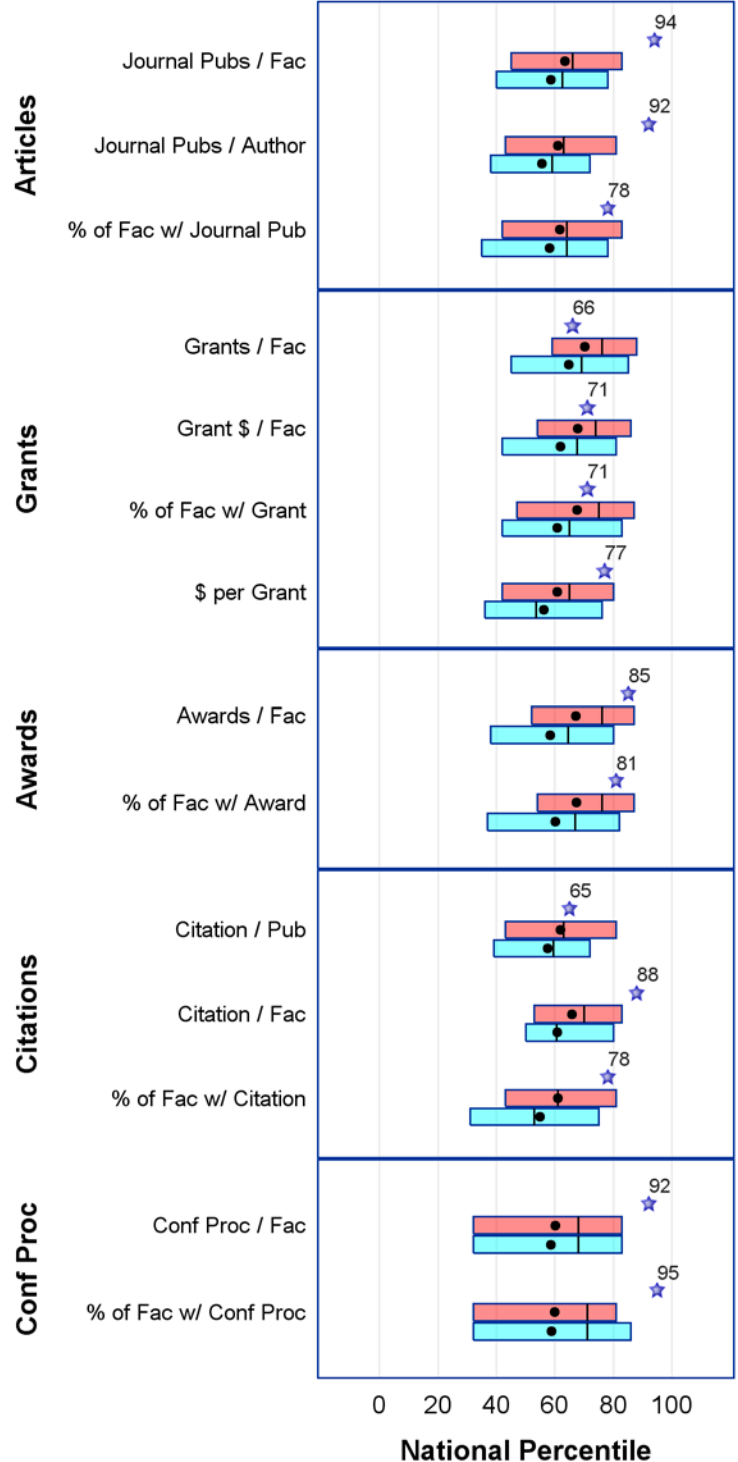
The box plots below display the distributions of the Faculty Scholarly Productivity (FSP) score for faculty in Economics at AAU and large research universities. The FSP score combines and weights measures across the scholarly activity areas into a single index score where the national mean is zero. The weighting is discipline specific. UC Irvine's FSP score is the blue star with the AAU Public institutions' distribution.



★ UC Irvine    ■ All AAU  
□ AAU Public    ■ Large Research (non AAU)

This program is in the School of Social Sciences.

Scholarly productivity percentile ranks (per capita)  
★ UC Irvine    ■ All AAU    □ AAU Public



Source: UC Irvine's Academic Analytics database: 20140421